

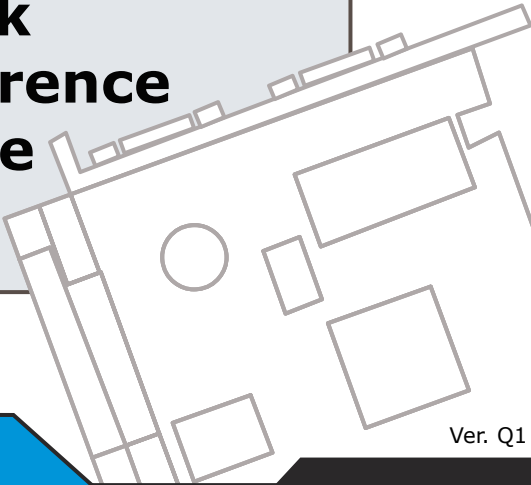
Packing Checklist

If you discover any item below damaged or lost, please contact your vendor.

- BM-0942 x 1
- This Quick Reference Guide x 1
- Manual/Driver CD x 1
- Jumper (2.0 mm) x 5
- SATA Cable (460 mm) x 1
- I/O Shield x 1

BM-0942

Quick Reference Guide



Ver. Q1

All Rights Reserved. Copyright 2013

Jumper Setting

COM2 RI & Voltage Selection

RI (default) 5V 12V

COM1 RI & Voltage Selection

RI (default) 5V 12V

COM2 RS-485 Selection

Normal (default) Auto

COM2 RS-232/422/485 Selection

RS232 (default) RS422 RS485

Clear CMOS Data Selection

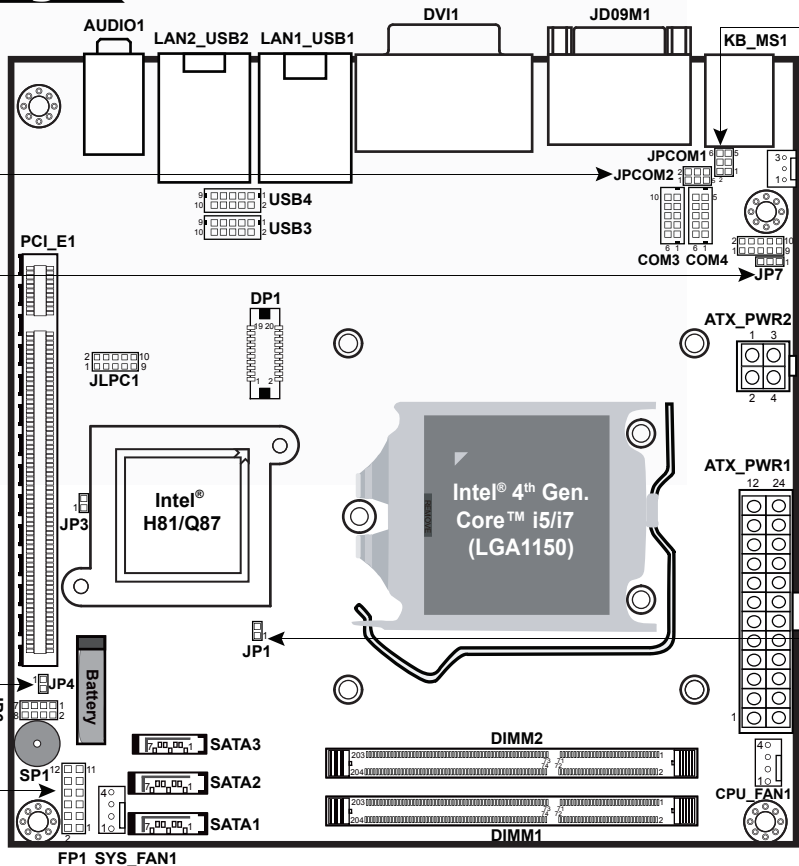
Normal (default) Clear CMOS

BIOS Recovery Mode Selection

Recovery Normal (default)

Front Panel Selection

HDD LED, Power LED, Reset Button, Power Button, External Speaker




CAUTION! Danger of explosion if the battery is replaced wrong. Replace only with the same or equivalent type recommended by the manufacturer. Dispose of used batteries according to the manufacturer's instructions.

BM-0942

Mini-ITX Motherboard with Intel® Core™ i5/i7 Processor

Front View



I/O View

