PROTECH SYSTEMS
It's the right choice

BM-2505

Quick Reference Guide

Ver. Q1

All Rights Reserved. Copyright 2020

Packing Checklist

If you discover any item below damaged or lost, please contact your vendor immediately.

☑ BM-2505	x 1
☑ This Quick Reference Guide	x 1
☑ Manual/Driver DVD	x 1
☑ Mini Jumper (2.0 mm)	x 6
☑ SATA Cable (240 mm)	x 1
☑ I/O Shield	x 1

Jumper Setting

CAUTION! Danger of explosion may occur if the battery is replaced incorrectly. Replace batteries only with the same or equivalent type recommended by the manufacturer. Dispose the used batteries according to the manufacturer's instructions.

JP9 SPI Override Protection Selection
- 1 Enable (default)
- 1 Disable

JP5 BIOS Recovery Mode Selection
- 1 Configure
- 1 Normal (default)
- 1 Recovery

JCMOS1 Clear CMOS Data Selection
- 1 Normal (default)
- 1 Clear CMOS

JP4 Intruder Detect Selection
- 1 Disable (default)
- 1 Enable

JRTC1 Clear RTC Data Selection
- 1 Normal (default)
- 1 Clear RTC Data

JP2 AT/ATX Mode Selection
- 1 ATX (default)
- 1 AT

JP_COM2 COM2 Pin9 Voltage Selection
- RI (default)
- 5V
- 12V

JP_COM1 COM1 Pin9 Voltage Selection
- RI (default)
- 5V
- 12V

JP6 COM1 RS-232/422/485 Selection
- RS232 (default)
- RS422
- RS485

JP11 COM1 RS-485 Auto Flow Control Selection
- Disable
- Enable (default)

JP13 Keyboard / Mouse Mode Selection
- Keyboard Mode (default)
- Mouse Mode

JP_COM4 COM4 Pin9 Voltage Selection
- RI (default)
- 5V
- 12V

JP3 AT/ATX Mode Selection
- ATX (default)
- AT

JP1 VCCIO Voltage Selection
- 0.95V (default)
- 1.0V

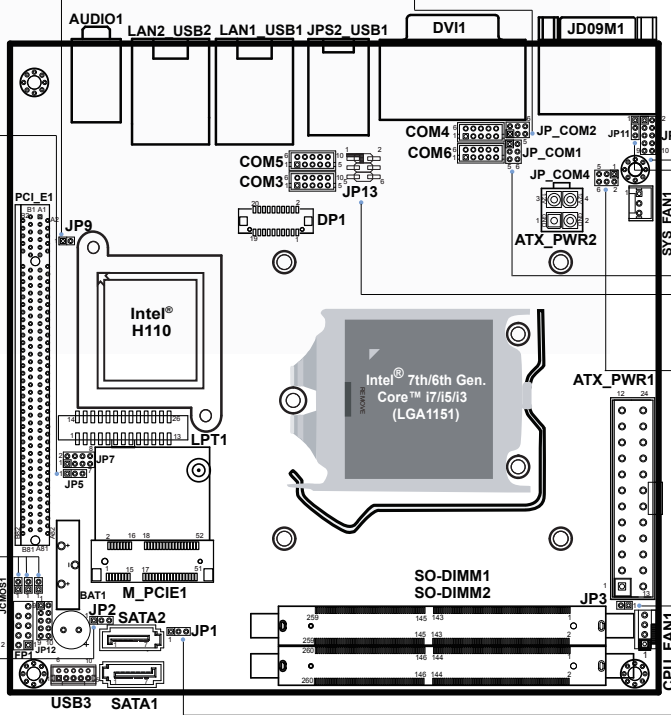

PROTECH SYSTEMS
It's the right choice

BM-2505

Mini-ITX Intel® 7th/6th Gen. Core™ i7 / i5 / i3 / Pentium® / Celeron® Processor

Front View



I/O View



All Rights Reserved. Copyright 2020