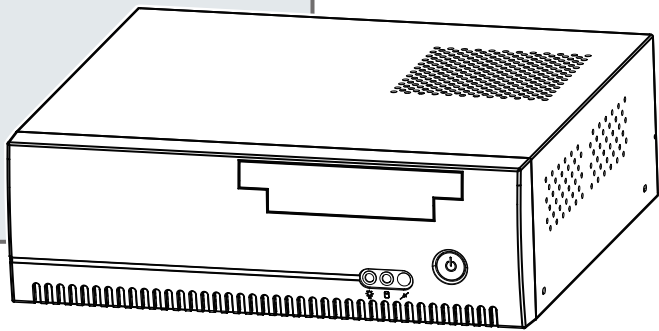


# SA-5700

## Quick Reference Guide



Ver. Q3

All Rights Reserved. Copyright 2021

## Packing Checklist

If you discover any item below are damaged or lost, please contact your vendor immediately.

- |  |     |
|--|-----|
| <input checked="" type="checkbox"/> SA-5700                    | x 1 |
| <input checked="" type="checkbox"/> Driver/Manual DVD          | x 1 |
| <input checked="" type="checkbox"/> This Quick Reference Guide | x 1 |
| <input checked="" type="checkbox"/> Mini Jumper (2 mm)         | x 6 |
| <input checked="" type="checkbox"/> Power Cord                 | x 1 |

## Specifications

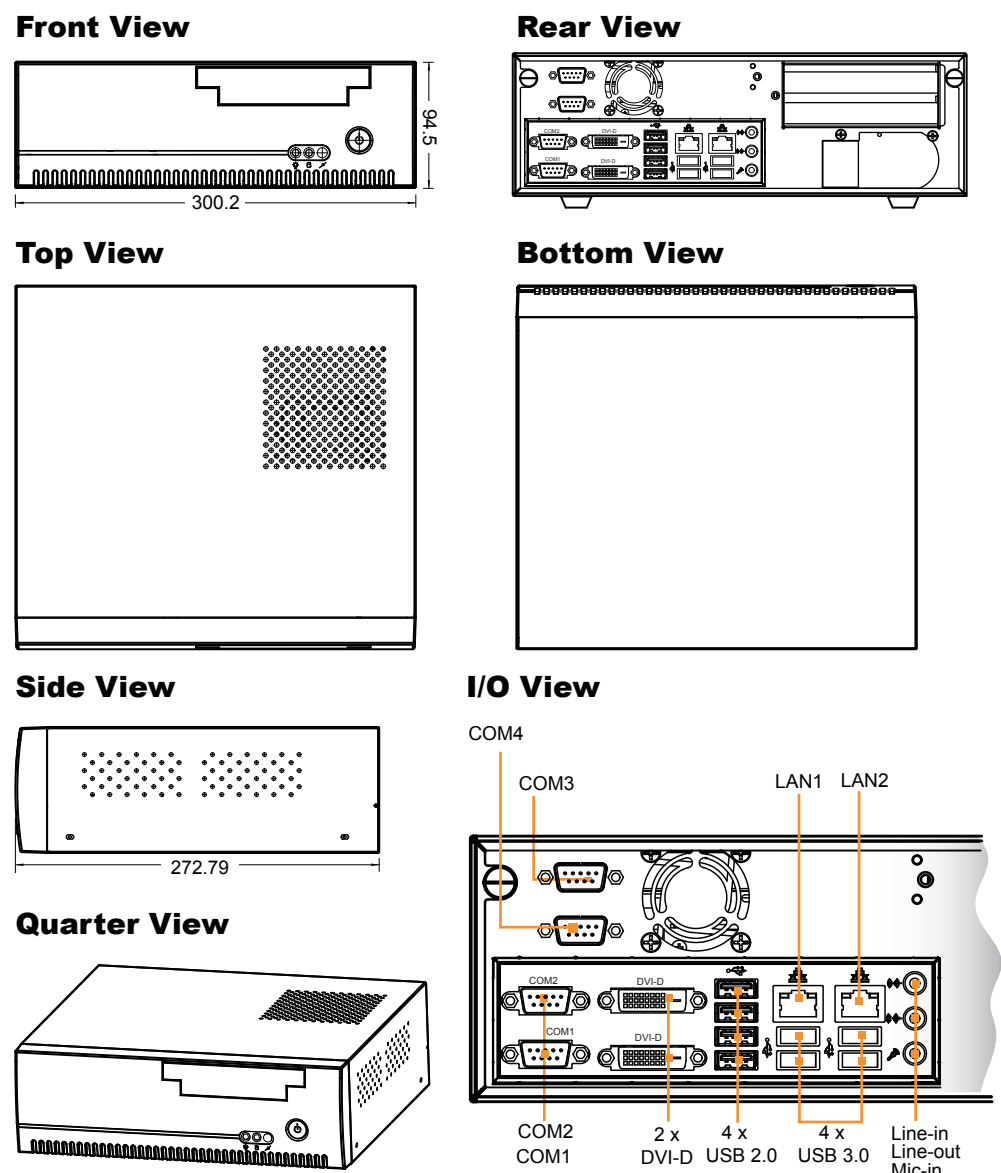
System	
CPU Support	Intel® 6 <sup>th</sup> / 7 <sup>th</sup> Gen. Core™ i3/i5/i7/ Pentium®/ Celeron® processor (LGA1151)
Chipset	Intel® H110/Q170
Memory Support	2 x DDR4 SO-DIMM sockets (up to 32GB)
Expansion Slots	1 x PCIe (x16) slot 1 x mini PCIe slot
Drive Bay	2 x 2.5" SATA HDDs or 2 x 2.5" SSDs (optional)
Operating System	Win 7 / Win 8.1 / Win 10 IoT LTSC 2016 / Ubuntu 16.04
Power Supply	ATX 270W
System Weight	5 kg
Dimensions (WxHxD)	300 x 94 x 270 mm
Certificate	FCC / CE

I/O Ports	
Display	2 x DVI-D, 1 x DP (optional)
USB	4 x USB 3.0 and 4 x USB 2.0
Audio	Line-in, Line-out, Mic-in
LAN	2 x GbE LANs support Wake-on-LAN, PXE LAN1: Intel® I219 LM LAN2: Intel® I210 AT
Serial Port	COM1 for RS-232/422/485 COM2/COM3/COM4 for RS-232 (COM1/COM2/COM4 support +5V / +12V / RI selectable) COM5/COM6 for RS-232 (optional)
Parallel Port	1 x Parallel Port (optional)

Environment	
Operating Temp.	HDD: 0°C ~ 40°C (32°F ~ 104°F)
Storage Temp.	-20°C ~ 80°C (-4°F ~ 176°F)
Humidity	20% ~ 90%

**Note:** Intel® 7th generation CPU is NOT compatible with Win 7 / Win 8.1.

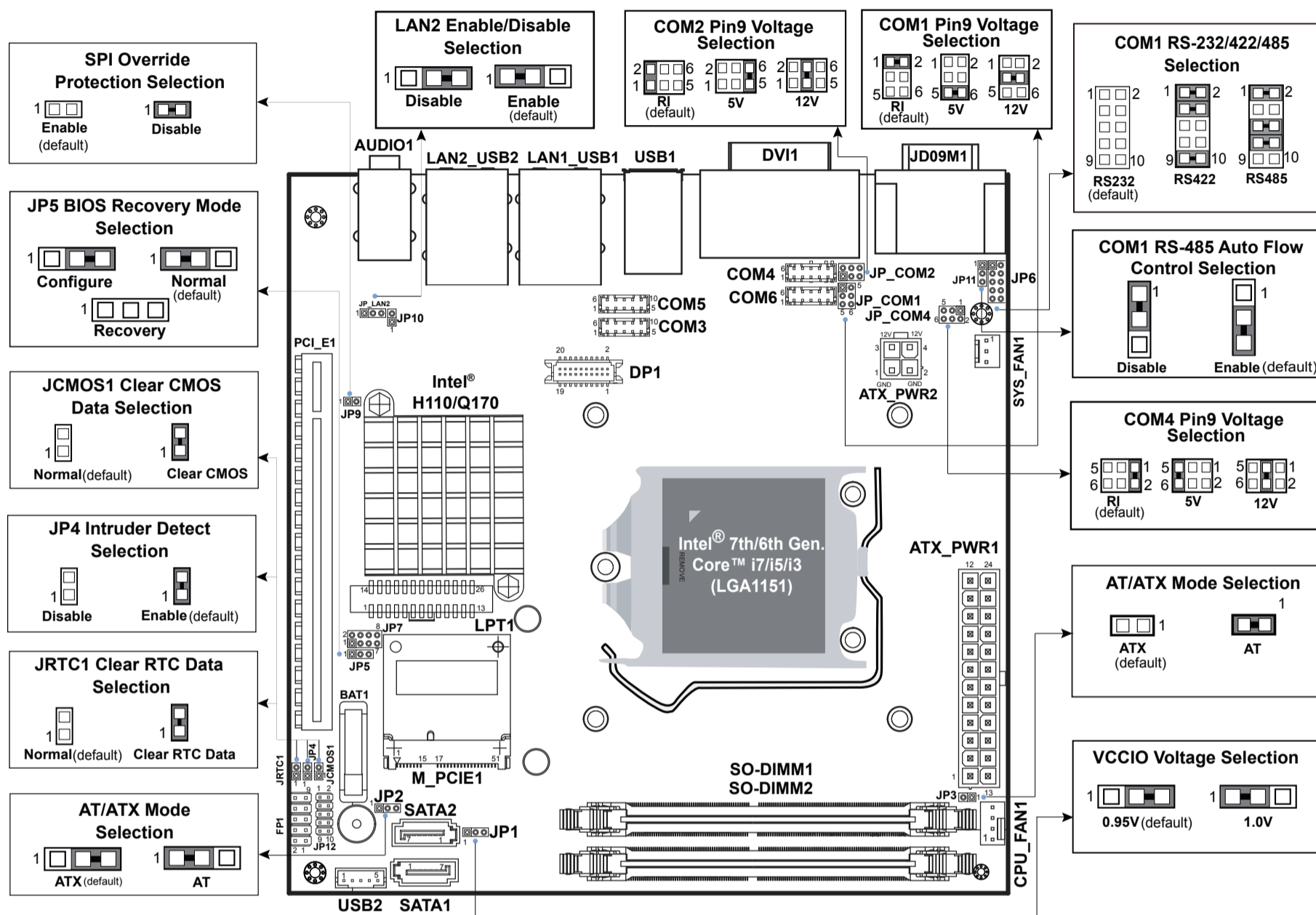
## System View



# SA-5700

## High Performance Desktop Intel® 7th / 6th Gen. CPU Book Size PC

### Jumper Setting



**CAUTION!** Danger of explosion may occur if the battery is replaced incorrectly. Replace batteries only with the same or equivalent type recommended by the manufacturer. Dispose the used batteries according to the manufacturer's instructions.

### Safety Precaution

The following messages are safety reminders on protecting your system from damages; hence, extending the life of the system.

#### 1. Check the Cable Voltage

- The range of operating voltage should be between 100V~ 240V. Otherwise, the system could be damaged.

#### 2. Environmental Conditions

- Place your SA-5700 on a sturdy & level surface. Be sure to allow enough space to have easy access around the system.
- Avoid moving the system rapidly from a hot place to a cold one and vice versa because condensation may come from inside of the system.
- Place SA-5700 in strong vibrations may cause hard disk failure.

#### 3. Handling

- Avoid putting heavy objects on top of the system.
- Do not turn the system upside down. This may cause the floppy drive and hard drive to malfunction.
- If water or other liquid spills into this product, unplug the power cord immediately.

#### 4. Good Care

- When the outside of the case is stained, remove the stain with neutral washing agent with a dry cloth.
- If dust has been accumulated on the outside, clean the system with a special vacuum cleaner made specially for computers.

**CAUTION!** Danger of explosion if battery is incorrectly replaced. Replace only with the same or equivalent type recommended by the manufacturer. Dispose of used batteries per the manufacturer's instructions.

**WARNING!** Some internal parts of the system may have high electrical voltage. Therefore we strongly recommend qualified engineers open and disassemble the system. Access can only be gained by SERVICE PERSONS or by USERS who have been instructed about the reasons for the restrictions applied to the location and about any precautions that shall be taken.