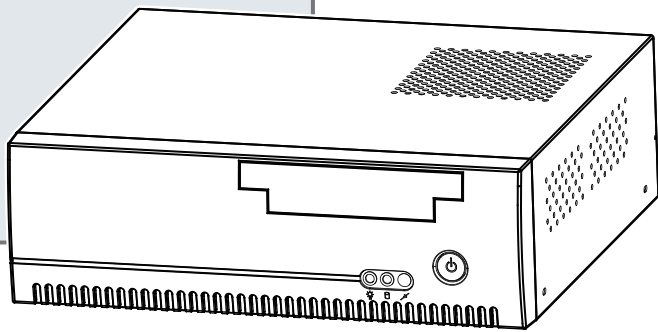


SA-5942

Quick Reference Guide



Ver. Q1

All Rights Reserved. Copyright 2014

Packing Checklist

If you discover any item below damaged or lost, please contact your vendor.

- SA-5942 x 1
- Driver/Manual CD x 1
- This Quick Reference Guide x 1
- Mini Jumper (2 mm) x 6
- Power Cord x 1

SA-5942

Specifications

System

CPU Support	Intel® 4 th Gen. Core™ i7/i5/i3, Pentium®, Celeron® (LGA1150)
Chipset	Intel® Q87/H81
OS support	Windows 8/7, WES8/7
Memory Support	2 x DDR3 SO-DIMM Socket (up to 16GB)
Watchdog	1~255 seconds
Drive Bay	2 x 2.5" SATA HDD 1 x slim DVD-RW (Optional)
Power Supply	FlexATX 220W
System Weight	5 kg (1.1lb)
Dimension (WxHxD)	300 x 94 x 270 mm (11.8" x 3.7" x 10.6")
Certificate	CE/FCC

I/O Ports

Serial Port	4 ports, COM1/2 are RI/5V/12V selectable. (COM1/3/4: RS-232 only; COM2: RS-232/422/485)
USB	6 x USB 2.0 (2 on rear I/O, 4 pin headers on board) 2 x USB 3.0
LAN	Dual ports, support Wake-on-LAN
DVI	1 x DVI-I 1 x DVI-D
Audio	Realtek ALC888S-VD2-GR HD audio codec (Line-in, Line-out, Mic)
Expansion Slot	1 x PCIe 16X slot

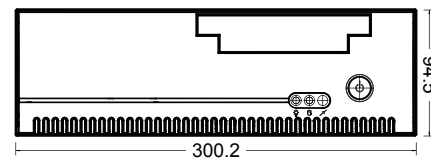
Environment

Operating Temp.	0 ~ 40°C (32 ~ 104°F)
Storage Temp.	-20 ~ 60°C (-4 ~ 140°F)
Humidity	20 ~ 90%

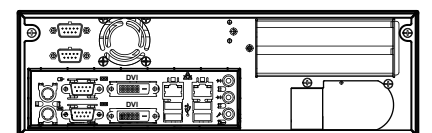
SP-5942

System View

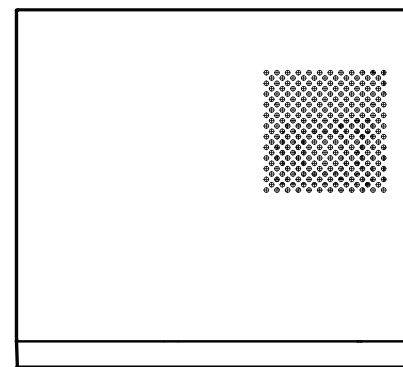
Front View



Rear View



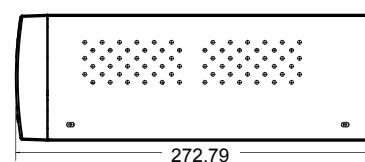
Top View



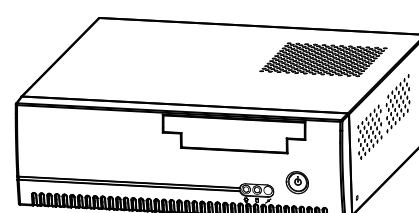
Bottom View



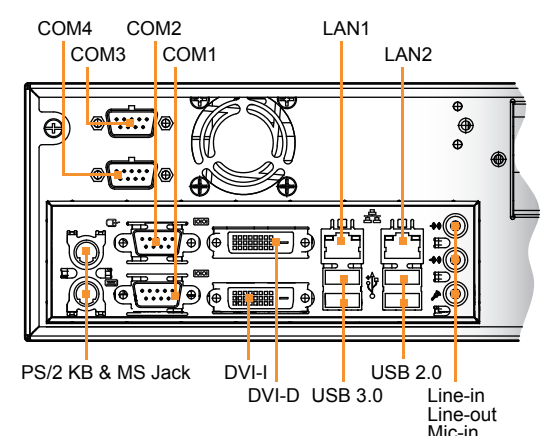
Side View



Quarter View



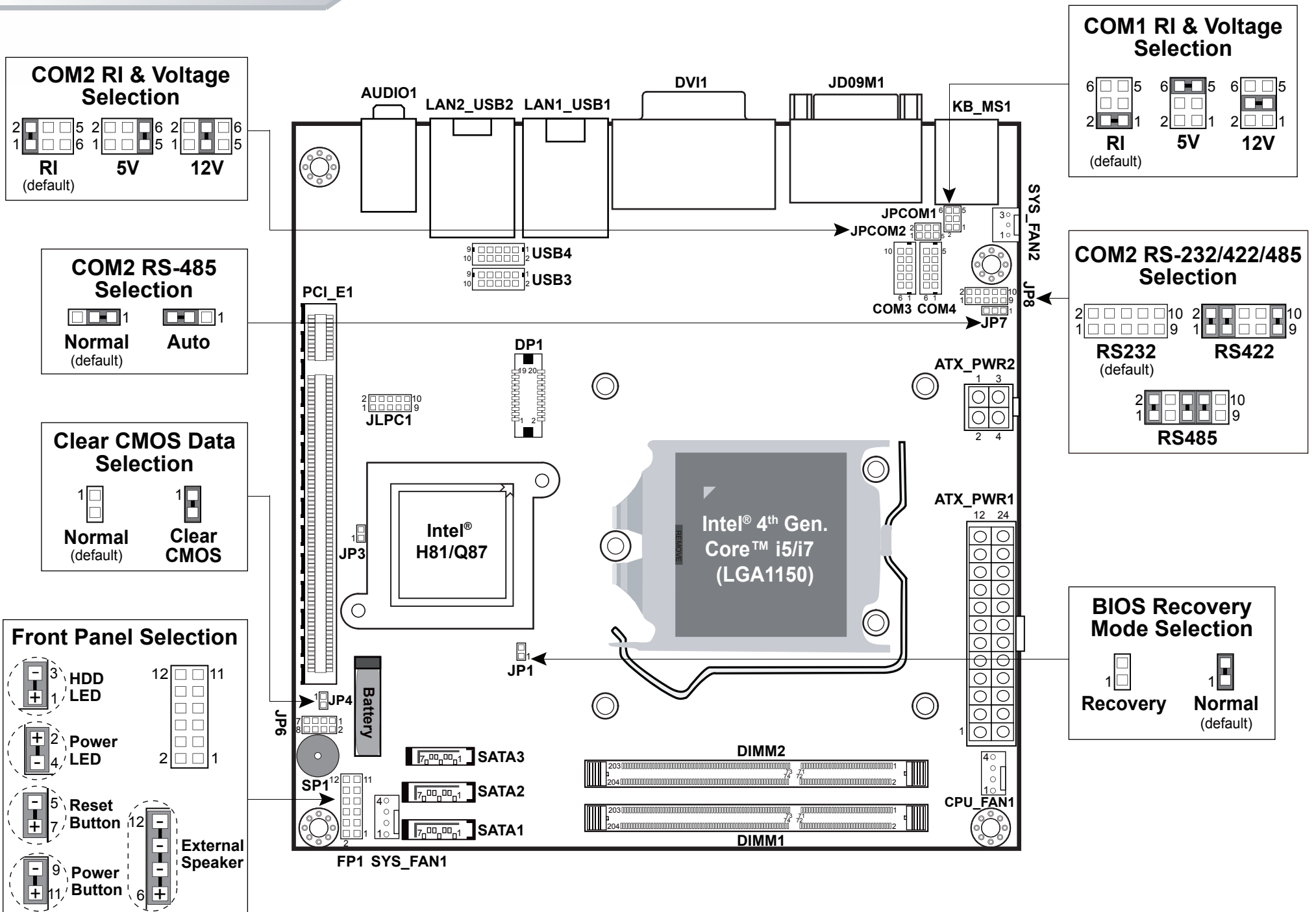
I/O View



SA-5942

Desktop CPU Book-sized PC with Intel® 4th Gen. Core™

Jumper Setting



Safety Precaution

The following messages are safety reminders on protecting your system from damages and extending a long life of the system.

1. Check the Cable Voltage
 - The range of operating voltage should be between DC 9 ~ 36V. Otherwise, the system could be damaged.
2. Environmental Conditions
 - Place your SA-5942 on a sturdy & level surface. Be sure to allow enough space to have easy access around the system.
 - Avoid extremely hot or cold place to install the system.
 - Avoid exposure to sunlight for a long period of time or in a airtight space. Also, avoid the system from any heating device or using SP-6305 when it's been left outdoors in a cold winter day.
 - Note that the operating ambient temperature is 0~40°C.
 - Avoid moving the system rapidly from a hot place to a cold one and vice versa because condensation may come from inside of the system.
 - Place SA-5942 in strong vibrations may cause hard disk failure.
 - Do not place the system close to any radio active device in case of signal interference.

3. Handling
 - Avoid putting heavy objects on top of the system.
 - Do not turn the system upside down. This may cause the floppy drive and hard drive to mal-function.
 - If water or other liquid spills into this product, unplug the power cord immediately.
4. Good Care
 - When the outside of the case is stained, remove the stain with neutral washing agent with a dry cloth.
 - Never use strong agents such as benzene or thinner to clean the system.
 - If heavy stains are present, moisten a cloth with diluted neutral washing agent or alcohol, and then wipe thoroughly with a dry cloth.
 - If dust has been accumulated on the outside, clean with a special vacuum cleaner made for computers.

CAUTION! Danger of explosion if battery is incorrectly replaced. Replace only with the same or equivalent type recommended by the manufacturer. Dispose of used batteries per the manufacturer's instructions.

WARNING! Some internal parts of the system may have high electrical voltage. Therefore we strongly recommend qualified engineers open and disassemble the system. The LCD and touch screen are easily breakable, please handle them with extra care.