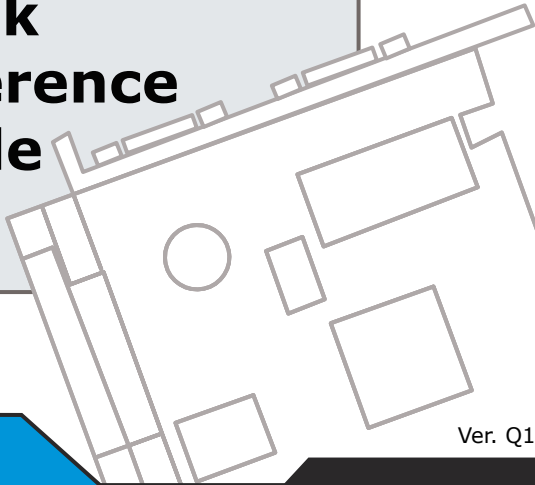


BM-2503

Quick Reference Guide



Ver. Q1

All Rights Reserved. Copyright 2018

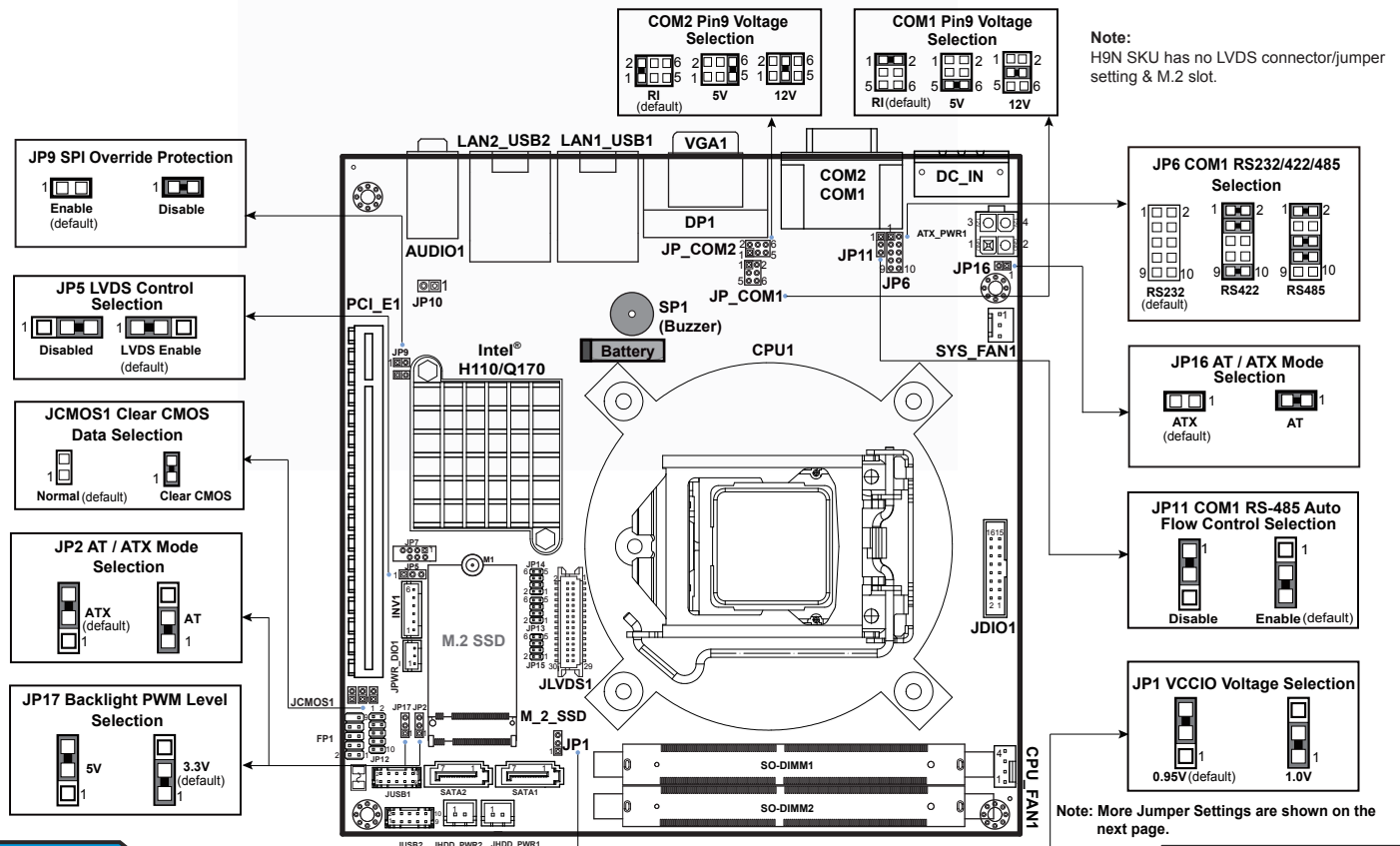
Packing Checklist

If you discover any item below damaged or lost, please contact your vendor.

- BM-2503 x 1
- This Quick Reference Guide x 1
- Manual/Driver DVD x 1
- Mini Jumper (2.0 mm) x 6
- SATA & SATA Power Cable (170 mm) x 2
- I/O Shield x 1

Jumper Setting

CAUTION! Danger of explosion may occur if the battery is replaced incorrectly. Replace batteries only with the same or equivalent type recommended by the by the manufacturer. Dispose the used batteries according to the manufacturer's instructions.



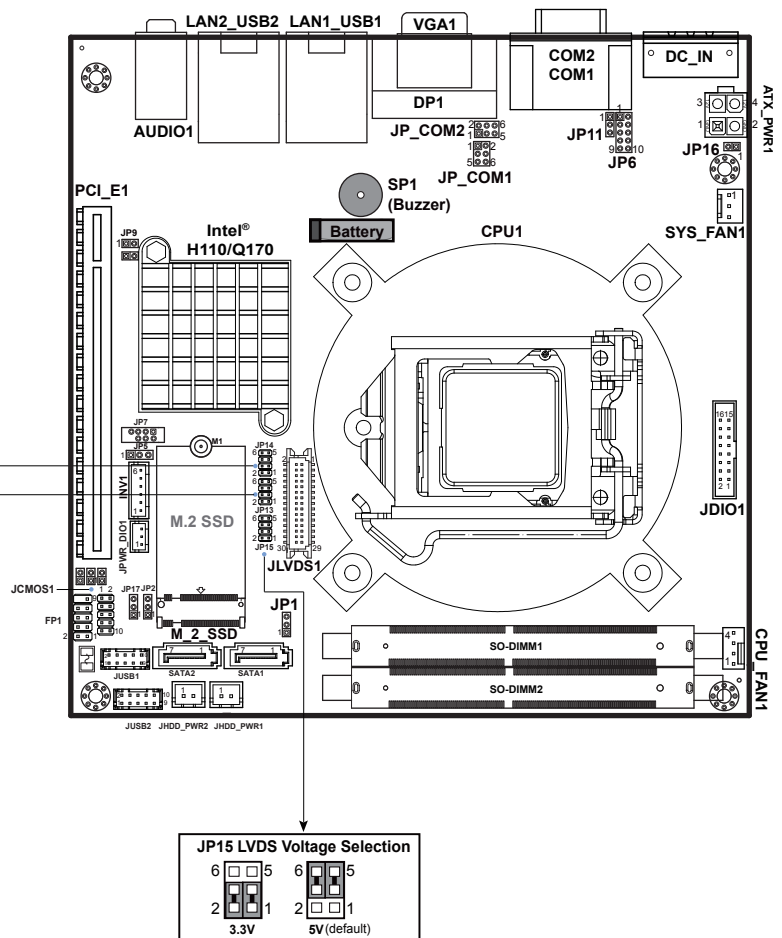
BM-2503

Mini-ITX Intel® 7th / 6th Gen. Core™ i7 / i5 / i3 / Pentium® / Celeron® Processor

Jumper Setting

LVDS Resolution Selection

	JP13	JP14
1024x768 Channel S/8bit (default)		
1920x1200 Channel D/8bit		
1920x1080 Channel D/8bit		
1600x1200 Channel D/8bit		
1680x1050 Channel D/8bit		
1600x900 Channel D/8bit		
1400x1050 Channel D/8bit		
1440x900 Channel D/8bit		
1366x768 Channel S/8bit		
1366x768 Channel S/6bit		
1280x1024 Channel D/8bit		
1280x960 Channel S/6bit		
1280x800 Channel S/6bit		
1280x768 Channel S/6bit		
1024x768 Channel S/6bit		
800x600 Channel S/6bit		




Note 1: More Jumper Settings are shown on the previous page.
Note 2: H9N SKU has no LVDS connector/jumper setting & M.2 slot.

BM-2503

Mini-ITX Intel® 7th / 6th Gen. Core™ i7 / i5 / i3 / Pentium® / Celeron® Processor

Front View



I/O View

